

# Accessible and Quality Digital Education for Autism and Intellectual Disabilities ToT Course for Educators

*Designing Accessible Digital Learning  
Environments*

# Table of contents

**01**

**Overview of the session  
and presentation of case  
studies**

**02**


**Creating learner profiles –  
Group work**


**03**

**Creating Accessible  
Content using Teachspace  
– individual work**

**04**

**Presentation of group and  
individual work**





# Expected Learning Outcomes

By the end of this session, you should be able to:

Develop Learner profiles to effectively address diverse needs and preferences in educational settings

Apply learner profiles as a framework for creating customised learning materials within the TeachSpace platform

Customise learning environments within TeachSpace to cater to the diverse needs of learners.

Showcase creating accessible digital content using TeachSpace, focusing on individual application and skill development.

# 4.1



**Making the pieces fit - Team activity**

# Autism and Learning

## Autism Characteristics

### Communication

Expressive and receptive

### Imagination

Organising and planning

### Social Interaction

Understanding social communication  
and group working

### Sensory Sensitivities

Environmental stimuli and impacts

## TeachSpace

Can use bespoke audio

Visual Communication

Supports visual processing

Adaptive processing speed

Can be used for  
understanding of emotions

Can be interactive or 1/1

Can be used in different  
environments

Screen, font etc can be adapted

## 4.2

# Case Studies – Group work

4 groups - consider the specific needs of the learner  
in your case study :-

I.e. Cognitive, sensory, environmental impacts.

**Design a template for your Learner**

**In the next session groups will give feedback on their  
slides and decision making**

40  
mins

# Feedback on case studies


Each group will share the slides they have designed and give reasons for their decisions

5 minutes per presentation









**4.2**



## **Creating Learner Profiles**



**40  
Mins**

**Group Activity by Country group**

# Learner Profiles

## In your Country Groups

- Consider the case study you have identified
- Design a bespoke profile for this Learner

40 minutes



# 4.3

## Creating Accessible Content

Individually, you will produce content specific to an individual you work with

Identify any difficulties and feedback to your team

50  
mins

4.4

# Presentation of individual work

Feedback to Main Group



30  
mins

# Thank you for your attention!

Do you have any questions?  
Learn more about ISEC-ADE at [isec-ade.eu](http://isec-ade.eu)



Accessible digital education for learners with autism and intellectual disabilities:  
Innovating solutions and enhancing educators' competences  
ISEC-ADE - Erasmus+ Project 2021-1-CY01-KA220-SCH-000027701



This work is licensed under the Creative Commons Attribution NonCommercial-No Derivatives 4.0 International License. To view a copy of this licence, visit <http://creativecommons.org/licenses/by-nc-nd/4.0/>



Funded by the European Union. Views and opinions expressed are however those of the author(s) only and do not necessarily reflect those of the European Union or the European Education and Culture Executive Agency (EACEA). Neither the European Union nor EACEA can be held responsible for them.